


Phenolic Color Selection Guide

Black Core

More Economically Priced Than Color-Thru Yet Great for Any Environment



*White Ash 1841



Graphite 2150



*Neo Walnut 7954



*Kingswood Walnut 9218



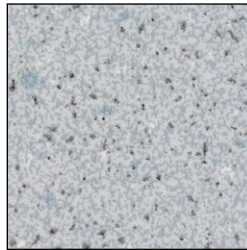
*Asian Night 9550




Taupe 9096




Silver Gray 3000



Folkstone Celesta 3300



Dove Gray 3010



Graphite Grafix 3020




*Aged Ash 9844



*Burnt Strand 5107



*Weathered Ash 9842



Graphite Blue 6944




*Silver Oak Ply 9203

Color-Thru

Premium Material Where Surface Color Goes Through and Through


*23% Upcharge from Black Core



Sahara Beige 4816



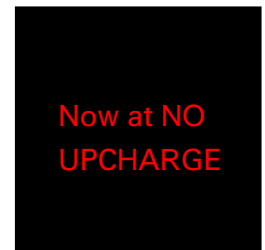
Dark Grey 3871



Pastel Grey 3074



Charcoal 3077



Black 2000C

One Point Partitions
www.onepointpartitions.com
 Phone: 800-756-6817
 email: sales@onepointpartitions.com

Actual colors may vary slightly from those shown due to limitations in the printing process.
**Directional Pattern – Pattern on panels over 60" wide will run perpendicular to pattern on doors and pilasters. Patterns shown cropped from full size sheet, contact us for additional references.*

ONE POINT
PARTITIONS
 (800) 756-6817