

# Phenolic Color Selection Guide

## Black Core

More Economically Priced Than Color-Thru Yet Great for Any Environment



\*White Ash 1841



Graphite 2150



\*Neo Walnut 7954



\*Kingswood Walnut  
9218



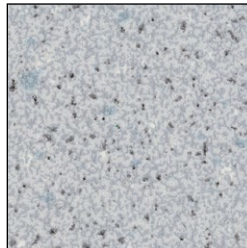
\*Asian Night 9550




Taupe 9096



Silver Gray 3000



Folkstone Celesta  
3300



Dove Gray 3010



Graphite Grafix 3020




\*Aged Ash 9844



\*Burnt Strand 5107



\*Weathered Ash 9842



Graphite Blue 6944




\*Silver Oak Ply 9203

## Color-Thru

Premium Material Where Surface Color Goes Thru and Thru

40% Upcharge for below Color-Thru colors



Sahara Beige 4816



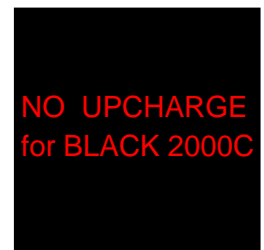
Dark Grey 3871



Pastel Grey 3074



Charcoal 3077



Black 2000C

**One Point Partitions**  
**www.onepointpartitions.com**  
**Phone: 800-756-6817**  
**email: sales@onepointpartitions.com**

*Actual colors may vary slightly from those shown due to limitations in the printing process.*

*\* Directional Pattern – Pattern on panels over 60" wide will run perpendicular to pattern on doors and pilasters. Patterns shown cropped from full size sheet, contact us for additional references.*

**ONE POINT**  
**PARTITIONS**  
**(800) 756-6817**